

THREE-PHASE MOTOR: DA 10 / 40 CV (7.4 / 30 kW)
 230 V-400 V-415 V ; (50/60 HZ)

PUMP: DA 150 / 380 L/1'

PRESSURE: DA 12 / 45 BAR

SPECIAL EXECUTION:

- 50HP MOTOR min.oil lev. 95L; use oil lev. 205L;MAX oil lev. 290L

NOTES:

- MORIS S.r.l. ALWAYS RECOMMENDS THE USE OF A STAR/DELTA STARTING FOR ENGINES WITH A POWER 16 Hp (12 Kw)
- REF TABLE N° 9017, TO CHOOSE PUMP AND POWER MOTOR
- WE ADVISABLE TO OUT (*) WITH PIPE-FLEX, WHILE IS INDISPENSABLE, IN LOCKER INSERT (LENGHT.: MIN. 2MT.)
- OUTLET WITH FLEX-PIPE 1"1/2 (M52x2) (steel pipe ø42mm)
- CABINET ARRANGEMENT: SEE CAP.16
- HEAT EXCHANGER ARRANGEMENT (OPTIONAL)

OIL QUANTITY

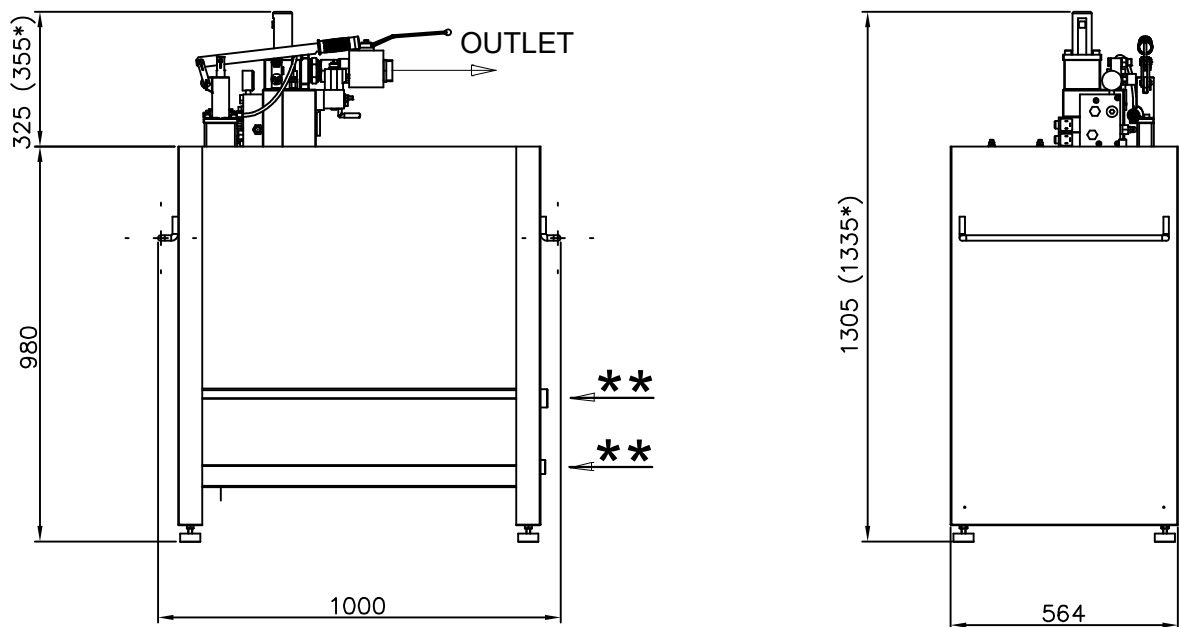
MINIMUM LEVEL	55 litres
USEFUL OIL	245 litres
TOTAL OIL	300 litres

POWER UNIT WEIGHT WITHOUT OIL	200 KG
-------------------------------	--------

UT	

**DATA SHEET
 POWER UNIT CA**

DATE	03/24
DWG Nr.	9211/CA



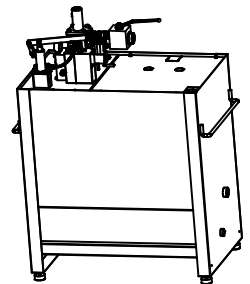
THREE-PHASE MOTOR: From 6 up to 40 CV (4.5 / 30 kW)
230 V-400 V-415 V ; (50/60 HZ)

PUMP: From 180 up to 250 L/min.

PRESSURE: From 12 up to 60 BAR

SPECIAL EXECUTION:

- PUMP From 35 up to 150 L/min.
- PUMP From 300 up to 380 L/min.



OIL QUANTITY	
MINIMUM LEVEL	55 litres
USEFUL OIL	245 litres
TOTAL OIL	300 litres
POWER UNIT WEIGHT WITHOUT OIL	138 KG

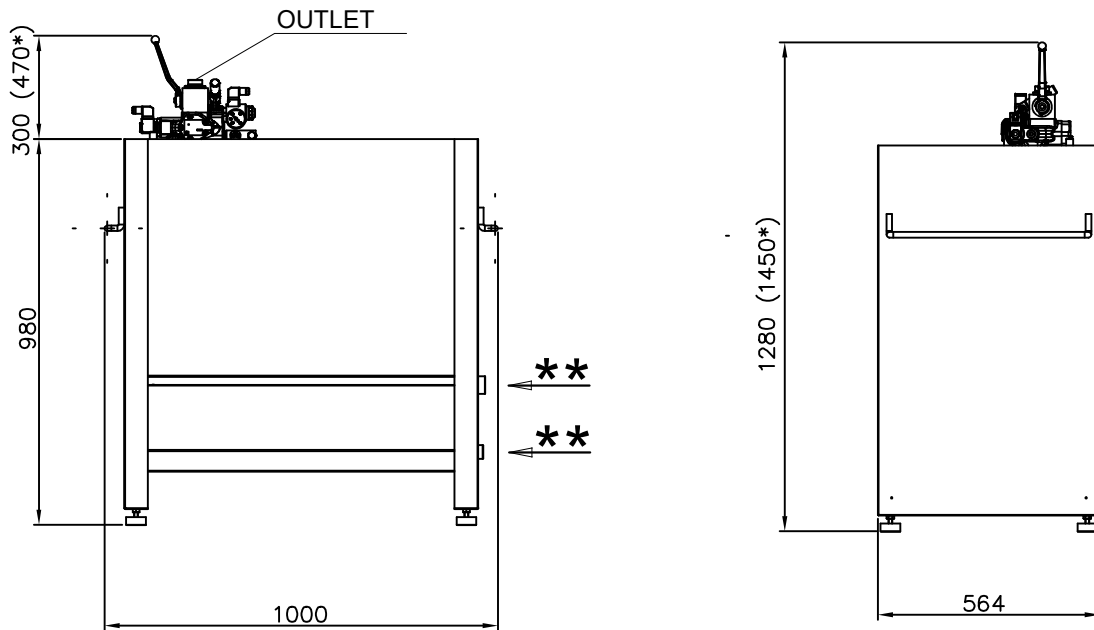
NOTE:

- DISTRIBUTOR: LRV-175; LRV-350 (*)
- REF TABLE N° 9017, TO CHOOSE PUMP AND POWER MOTOR
- OUTLET WITH FLEX-PIPE 1" (M36x2) FOR PUMP From 35 L/min. up to 150 L/min.
- OUTLET WITH FLEX-PIPE 1"1/4 (M45x2) FOR PUMP From 35 L/min. up to 150 L/min.
- OUTLET WITH FLEX-PIPE 1"1/2 (M52x2) FOR PUMP From 180 L/min. up to 380 L/min.
- CABINET ARRANGEMENT: SEE CAP.16
- HEAT EXCHANGER ARRANGEMENT (** OPTIONAL)

UT	

**DATA SHEET
POWER UNIT CA-LRV**

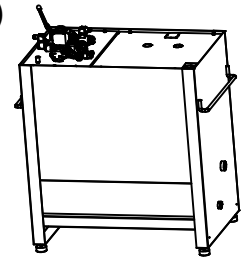
DATE	03/20
DWG Nr.	9018/CA-LRV



THREE-PHASE MOTOR: From 6 up to 40 CV (4.5 / 30 kW)
 230 V-400 V-415 V ; (50/60 HZ)
PUMP: From 180 up to 250 L/min.
PRESSURE: From 12 up to 60 BAR

SPECIAL EXECUTION:

- PUMP From 35 up to 150 L/min.
- PUMP From 300 up to 380 L/min.



OIL QUANTITY	
MINIMUM LEVEL	55 litres
USEFUL OIL	245 litres
TOTAL OIL	300 litres

POWER UNIT WEIGHT WITHOUT OIL	138 KG
-------------------------------	--------

NOTE:

- DISTRIBUTOR: I-VALVE 250/160; I-VALVE 250/250; I-VALVE 500/500 (*)
- REF TABLE N° 9017, TO CHOOSE PUMP AND POWER MOTOR
- OUTLET WITH FLEX-PIPE 1" (M36x2) FOR PUMP From 35 L/min. up to 150 L/min.
- OUTLET WITH FLEX-PIPE 1"1/4 (M45x2) FOR PUMP to 150 L/min.
- OUTLET WITH FLEX-PIPE 1"1/2 (M52x2) FOR PUMP From 180 L/min. up to 380 L/min.
- CABINET ARRANGEMENT: SEE CAP.16
- HEAT EXCHANGER ARRANGEMENT (** OPTIONAL)

UT		DATA SHEET POWER UNIT CA-IV	DATE	03/20
			DWG Nr.	9018/CA-IV